


BAL

n n
g
h l
GUY

**DERM
TIST**



Celtic Art and sloppy modern rip-off artists

I don't care if you think it twee, I like Celtic art and Celtic art knotwork. So I get dead annoyed when modern graphics designers rip off the original designs and then make a mess of them.



The design on this cup is called Iona and was "adapted" by Jane Brookshaw. She has obviously no idea of the discipline involved in knotwork. Lines should go under then over and under then over and so on. In effect she has copied a good design badly. Had she slavishly copied a good design properly the result would have been less irritating!

NOT EY



**Sloppy errors
here young
lady!
Go to George
Bains book
and learn
some
discipline!**

I have roughly and quickly corrected these errors, and you can see the comparison in the image below:



NOT EY



Original



Corrected

Lines flow under and over as they should do in proper knotwork in the corrected version (not over and over as they do in the top image).

Unfortunately I was given, as a present, *another* cup with a design "adapted badly" by the same lady. See if you can find the errors in the image below before scrolling down to the solution. You are looking for threads or paths which do not intertwine properly. I.e. they do not go under and over and under and over:



NOT YET


lady. See if you can find the errors in the image below before scrolling down to the solution. You are looking for threads or paths which do not intertwine properly. I.e. they do not go under and over and under and over:



And here are the unknotted "knots":

NOT KNOT

And here are the unknotted "knots":



Maybe it's just me ("Yes! it is just you!" you are probably thinking) but I find this lack of rigour in this *bad* copying of a *good* artwork very irritating.

NOT EY



Celtic Art and sloppy modern rip-off artists

I don't care if you think it true, I like Celtic art and Celtic art knotwork. So I get dead annoyed when modern graphics designers rip off the original designs and then make a mess of them.



The design on this cup is called Liam and was "adapted" by Jane Brookes. She has obviously no idea of the discipline involved in knotwork. Lines should go under then over and under then over and so on. In effect she has copied a good design badly. Had she slavishly copied a good design properly the result would have been less irritating!



Sloppy errors here young lady! Go to George Baines book and learn some discipline!

I have roughly and quickly corrected these errors, and you can see the comparison in the image below.



Lines flow under and over as they should do in proper knotwork in the corrected version (not over and over as they do in the top image).


Unfortunately I was given, as a present, another cup with a design "adapted badly" by the same lady. See if you can find the errors in the image below before scrolling down to the solution. You are looking for threads or paths which do not intertwine properly. I.e. they do not go under and over and under and over.





Now looking for threads or paths which do not intertwine properly. I.e. they do not go under and over and under and over.



And here are the uncorrected "errors".







Knotwork Theoden

by AHairyBastard



Download

JPG 1170 x 1258



Knotwork Cyberman

by AHairyBastard



KNOT

ART

Contemporary Art Writing Daily

Home



Saturday, December 12, 2015

Henning Bohl at What Pipeline



(link)

Use the magnifying glass to find him, "Knot guy" wishes for control, he wishes the world to be rational and organized, his wish, deep down, is that the world be sensible. Not being so, he rails against this. The knots being so, he asserts authority over them, his realm he seeks to control some small portion of, a symptom of most overly authoritative blogs on aesthetics. The inconsolable arbitrariness of the world is a scary cosmic horror, thus knot guy assuredly does not like Monochromes, the vast abyss of non-meaning that Bohl has been politely skipping across falling into for some time now. Bohl is the supreme indeterminate horror that knot guy fears, of the possibility of arbitrariness, inconsequence. (This is why conservatism, tradition, fear-mongering and religion all go hand-in-hand.) Fearing a world where meanings and distinctions slip, erode and are horribly abused in dark concrete cells called studios.

See too: Adriana Lara at Albus Greenspon

Share

G+

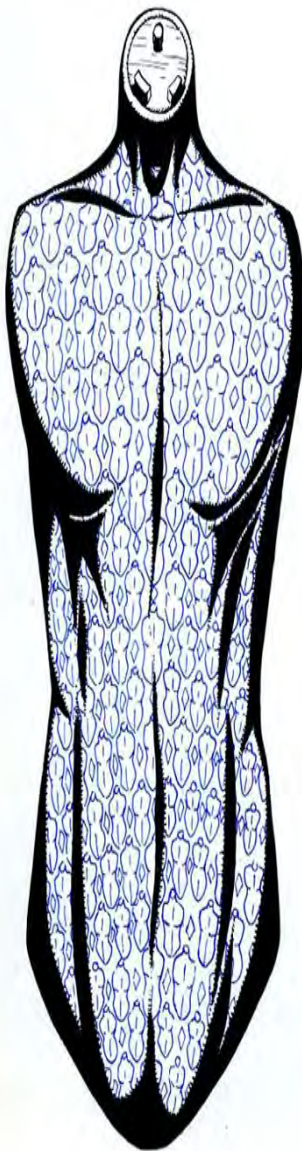
0



Home



The Sedefkar Simulacrum



HEAD
TORSO
TORSO
TORSO
TORSO
LEFT ARM
LEFT LEG
RIGHT LEG
RIGHT ARM

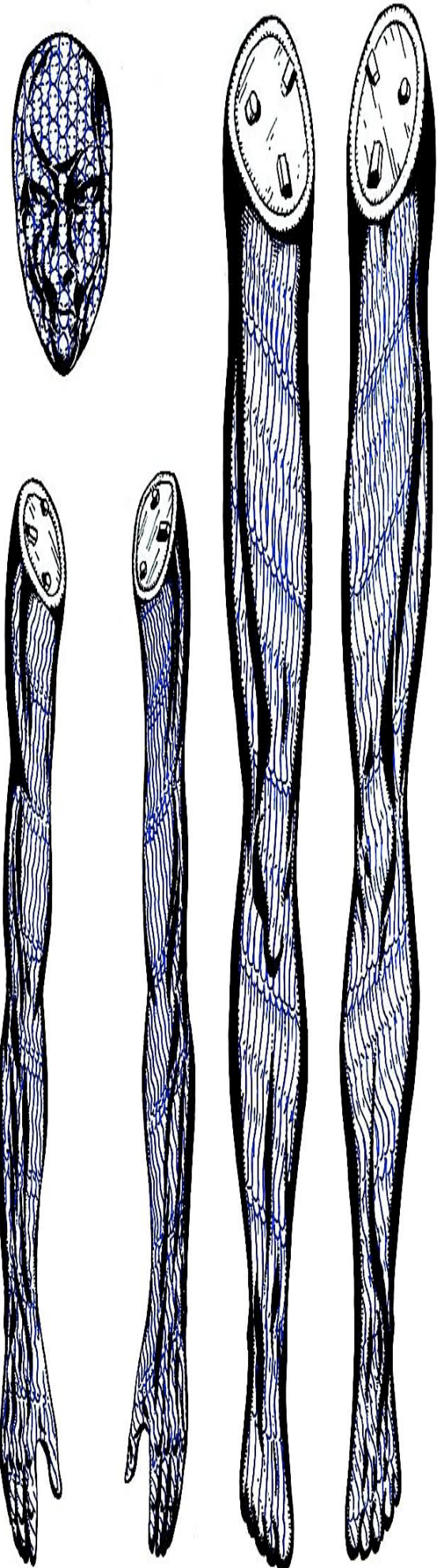
To use in the game, cut out each piece.


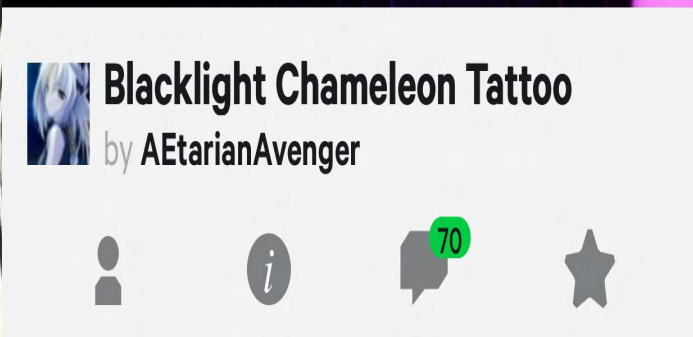
As the investigators take possession of a segment, award the corresponding cut-out to the players.





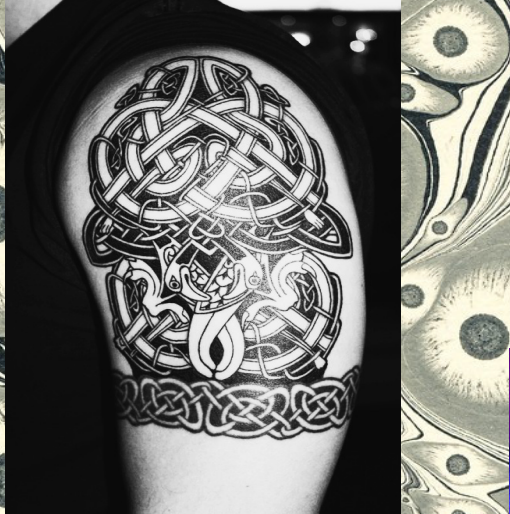
If the investigators lose a segment, reclaim it.

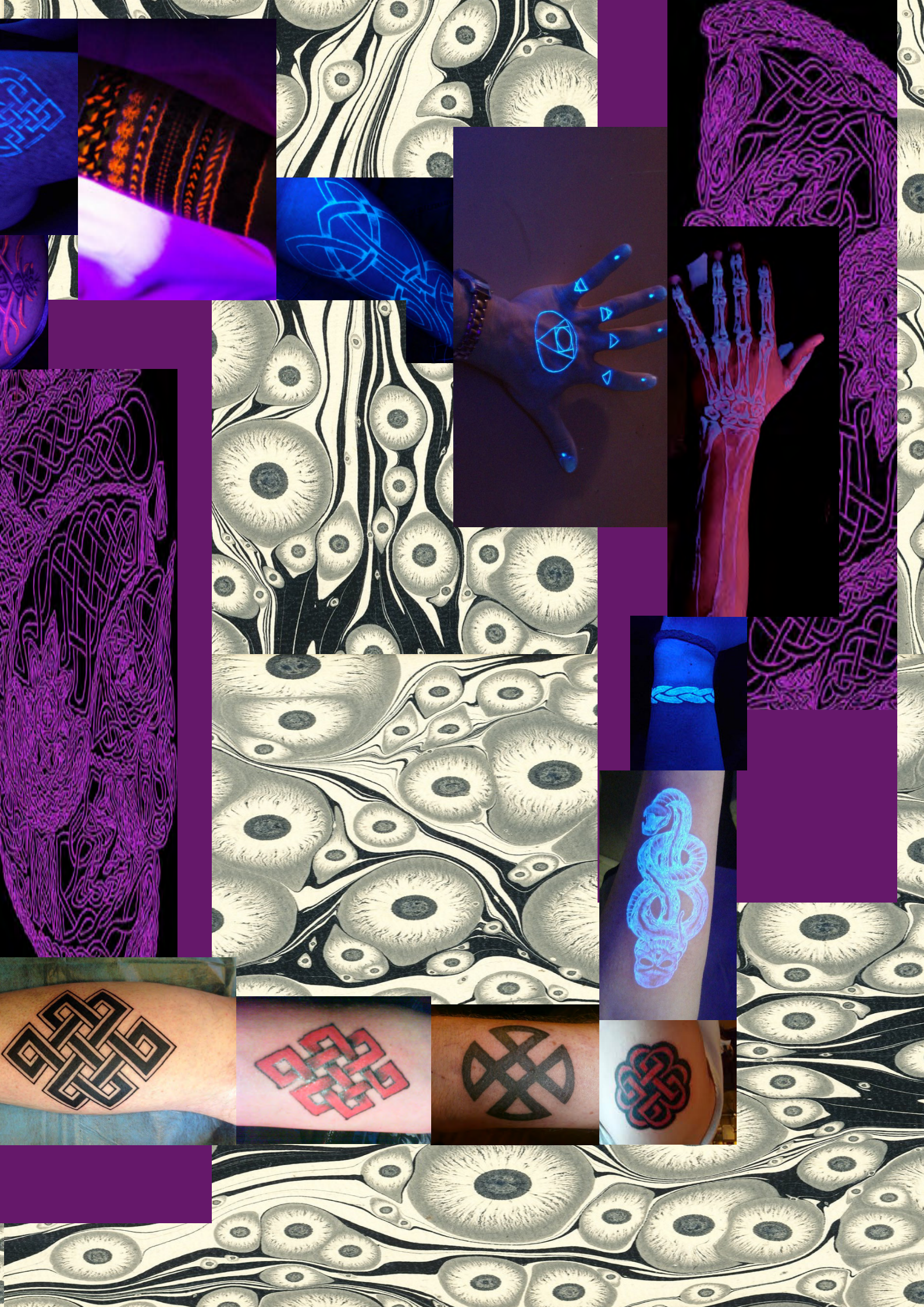
The ownership of a segment lowers an investigator's chance for successful idea, luck, and know rolls by 5 percentiles per segment.





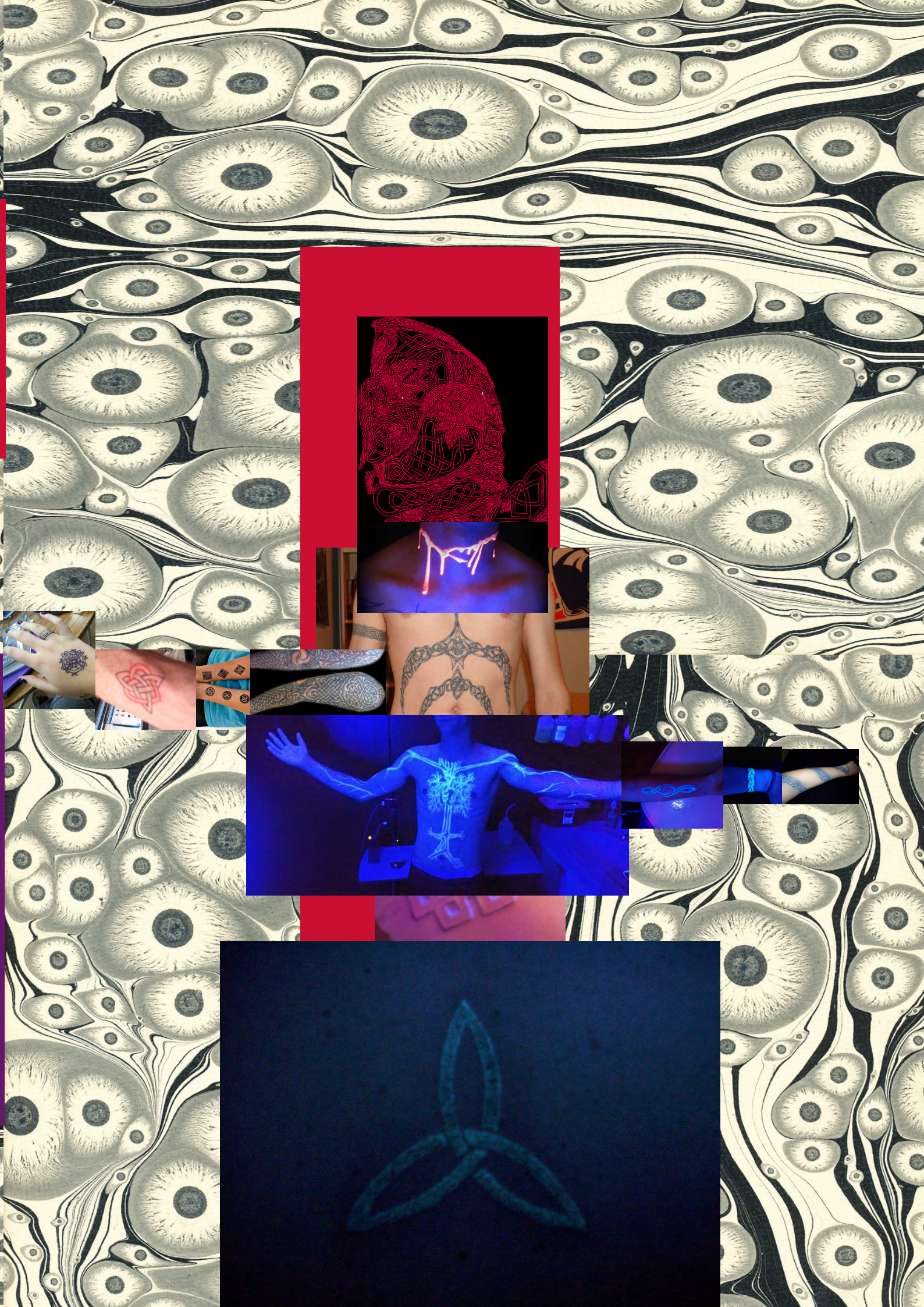
Copyright 1991 Chaosium Inc.













The Sleepy Clock

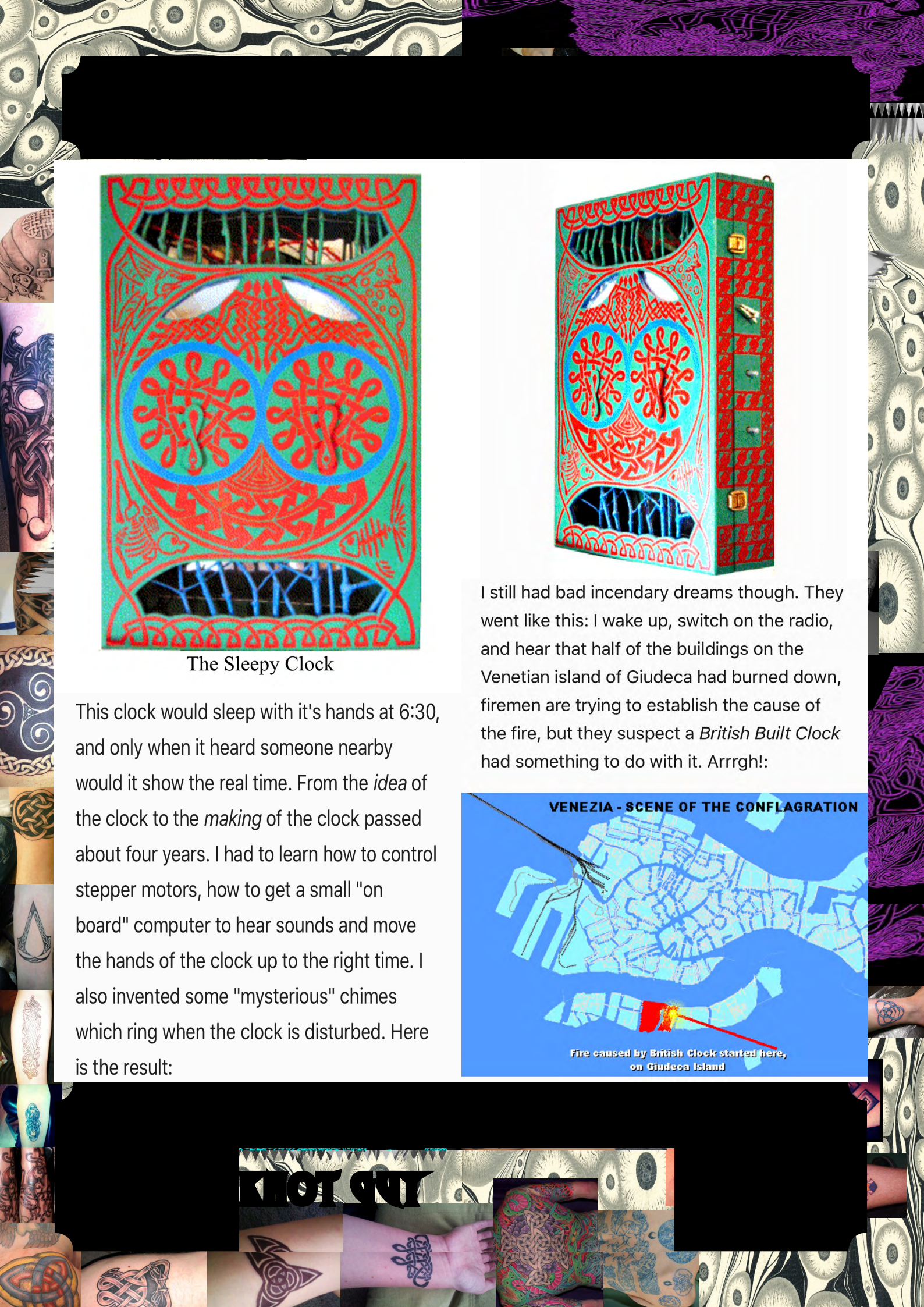
This clock would sleep with it's hands at 6:30, and only when it heard someone nearby would it show the real time. From the *idea* of the clock to the *making* of the clock passed about four years. I had to learn how to control stepper motors, how to get a small "on board" computer to hear sounds and move the hands of the clock up to the right time. I also invented some "mysterious" chimes which ring when the clock is disturbed. Here is the result:



I still had bad incendiary dreams though. They went like this: I wake up, switch on the radio, and hear that half of the buildings on the Venetian island of Giudeca had burned down, firemen are trying to establish the cause of the fire, but they suspect a *British Built Clock* had something to do with it. Arrrrgh!:



KNOT GUY





Sloppy errors
here young
lady!
Go to George
Bains book
and learn
some
discipline!

I have roughly and quickly corrected these errors, and you can see the comparison in the image below:



apted" by Jane Brookshaw. She has obviously no

s should go under then over and under then over

bad

g!



Original



Corrected

Lines flow under and over as they should do in proper knotwork in the corrected version (not over and over as they do in the top image).

Unfortunately I was given, as a present, *another* cup with a design "adapted badly" by the same lady. See if you can find the errors in the image below before scrolling down to the solution. You are looking for threads or paths which do not intertwine properly. I.e. they do not go under and over and under and over:



lady. See if you can find the errors in the image below before scrolling down to the solution. You are looking for threads or paths which do not intertwine properly. I.e. they do not go under and over and under and over:



And here are the unknotted "knots":




These knots are
not knots and just
too messy for
words!

Maybe it's just me ("Yes! it is just you!" you are probably thinking) but I find this lack of rigour in this *bad* copying of a *good* artwork very irritating.



vor 4 Tagen



vor 3 Tagen




BROOKSHAW

Art and sloppy modern rip-off artists

"adapted" by Jane Brookshaw. She has obviously no
lines should go under then over and under then over

Ähnliche Bilder


ALLE ANZEIGEN




RIP - OFF ARTIST

**JANE BROOK-
SHAW**

brookshaw



**MODERN
KIP - OFF ARTIST**



AMM



**MO
RIP OFF A**

