

Quick look Y1 –Y4 60 mins

Materials:- “We heard an artwork” poster
A4 Guitar photocopy
2B pencils
felt tip pens
clipboards
viewfinders

Gallery 4
15 mins

Fountain

What does this shape remind you of? Make shape with arms

What does this artwork do that art doesn't normally do?

Sound – what is making the sound?

Movement – what is making it move?

Write down responses to “It sounded like ...” on poster

Write down responses to “It moved like ...” on poster

The Plummer What can you see in this photo?

This photo was made by casting shadows on photographic paper

Tom Kreisler What animals can you find in the artworks?

Gallery 6

20 mins

10 Guitars

What can you see? How many guitars? Name of a song

What can you see up high? What culture do these patterns come from?

What are the patterns called and where do you normally see them?

Discuss symmetry and repetition in kowhaiwhai

What are the guitars' patterns made from?

Decorate your own guitar around the side

- make a pattern by repeating one or two shapes
- add colour with felt tip pens
- add strings depending on the sound you want to play

Video - play guitar while watching "Guitar boogie"

- dance – fingers & hands first, knees, hips, feet, arms, head

Gallery 5

5 mins What shape can you see in most of these photos?


What “machine” was used to make these photos?


What is unusual about these photos compared to your ones at home?

Use the viewfinders (windows) to look at ceiling to find crosses. Zoom into cross by holding viewfinder at arm's length.

B deck

5 mins 10 Guitars video	0.35-1.25	original version
	27.43-29.35	NZ version.





Monoprints Y5 -Y8 60 mins

Materials:- A3 newsprint paper
 A5 paper
 2B pencils
 Clipboards
 Printing inks
 A5 Perspex & small perspex squares
 Crayons
 Rollers (2 per table)
 Brushes
 Waterbottles
 Water buckets

Gallery 5
20 mins

10 Guitars
What can you see?
What culture do the designs come from? What do the guitars and the panels have in common?
Kowhaiwhai – koru based designs from heke (ribs of meeting house why so high on the wall? protecting
Michael Parekowhai (wears kowhai in hair)
What are patterns made from? Paua, screen print
How many different designs can you see?
What process can be used to make many patterns all the same? printing
Find some examples of symmetry & reflection, play between positive (foreground) and negative (background) shapes, repetition
Draw a part of 2 different designs from the guitars and panels

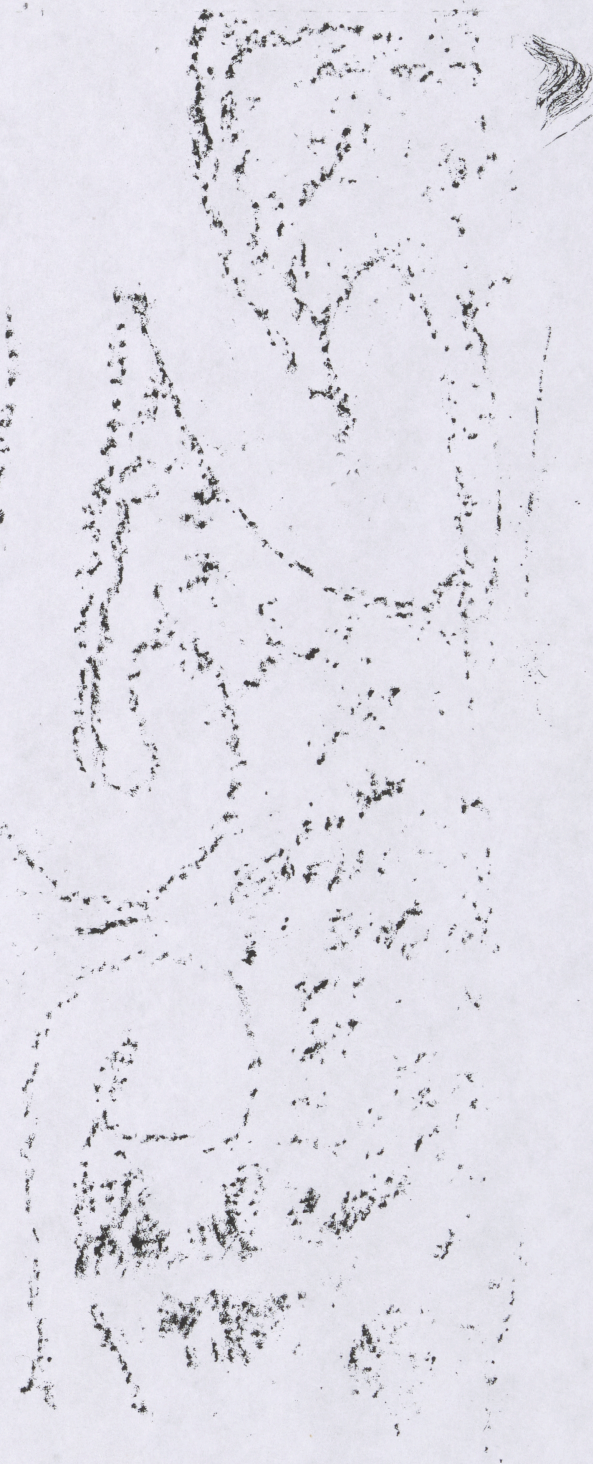
B deck

5 mins 10 Guitars video – US version 0.35-1.25, NZ version 27.43-29.35

Studio

30 mins

Fold newsprint in half
Sit perspex in one half & trace around edge with pencil to make a frame.
Remove perspex
Draw design inside frame based on pencil drawing. Use two contrasting crayon colours. Leave some parts of paper white.
Sit perspex on top of drawing and line up with frame
Mix & thin ink to make lighter of the two crayon colours
Paint lighter colour onto perspex using drawing as a guide
Use other end of paintbrush to scratch detail
Wash brush and squeeze dry
Paint darker colour onto perspex
Fold newsprint onto perspex and use roller for pressure
Lift off paper
Wash brush and leave to soak in water bucket
Take perspex over to soak in sink.



"monoprints" 7/75

July School Holiday Programme

Gold coin donation

Book at the Gallery, phone 758 5149

Wednesday 19 July, 11am-12noon, 1-2pm

Age: 7-10 years

Len Lye landscape

Fill a 3-D landscape with kinetic sculptures made from aluminium plates.

Thursday 20 July, 11am-12.30pm, 1.30-3pm

Age: 9-13 years

Musical sculpture

Make an instrument from bric-a-brac with rubber band "strings" for sound.

Tuesday 25 July, 11am-12noon, 1-2pm

Age: 9-13 years

Monoprints

Print your own designs with ink on paper.

Wednesday 26 July, 11am-12.30pm, 1.30-3pm

Age: 7-10 years

Fantastic plastic

Create an awesome sculpture from different types of plastic.

Thursday 27 July, 11am-12noon, 1-2pm

Age: 7-10 years

Shadow art

Inspired by Len Lye's shadowgrams make an artwork out of light and dark.